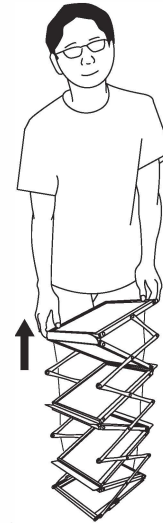
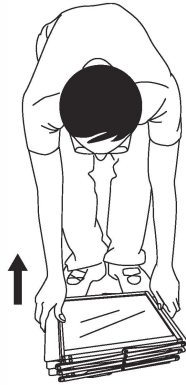


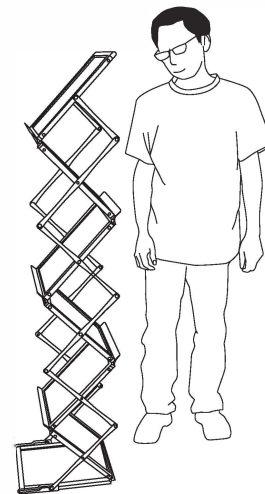

1. ASSEMBLY

Remove the unit from the flight case, place it on the floor, then gently extend the frame upwards



2. ASSEMBLY

The frame will eventually self lock into position, you can then place your literature on the shelves, being careful not to overload the unit



3. DISASSEMBLY

Please note all literature should be removed from the unit before disassembling.

Angle the frame slightly backwards, so the self locking mechanism is released, then gently lower the frame to the floor and pack away in the flight case

