



WAVELINE.

WAVELINE®

BLIMP

HANGING SIGNS

// PATENT PENDING

WAVELINE.

WAVELINE® BLIMP

HANGING SIGNS

The WaveLine® Blimp hanging banner frame system is made from a lightweight extruded aluminum frame wrapped in a vibrant dye-sublimation graphic print and comes in a variety of shapes and sizes to compliment your overall booth design and attract attention from across the exhibition hall. When paired with quick release cables, the WaveLine® Blimp becomes a billboard visible in any direction. Available in open or closed face design and 9 unique shapes. Custom shapes available upon request. Hang and suspend overhead from ceilings or truss systems.



BE BOLD WITH THE WAVELINE® BLIMP HANGING SIGNS

and create a standard or custom solution to make your Brand Stand out!




QUICK RELEASE BUTTONS

Quick release buttons provide installation and de-installation with breaking a sweat.



LIGHTWEIGHT DURABLE FRAME

Strong and lightweight 32MM cold-drawn aluminum.



ZIPPER GRAPHIC PRINT

Our zipper graphic print helps provides a secure aligned display every time.



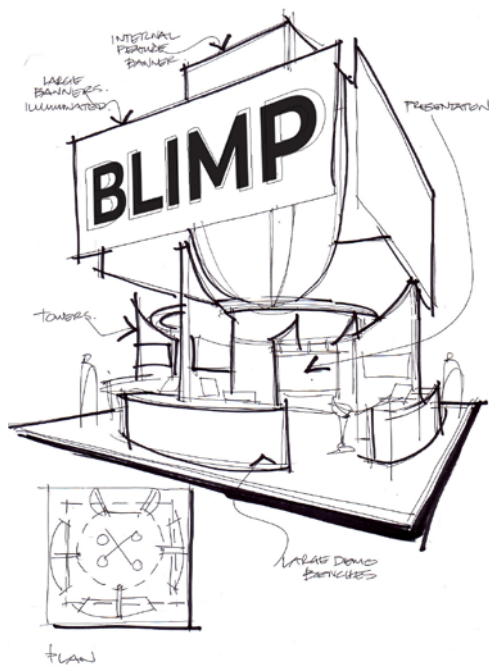
All WaveLine® Blimp Hanging Sign include:

Cold drawn anodized aluminium Frame with Poly Stretch Fabric Print.
Packaged in a Nylon Carry Case.



ADD-ON BOTTOM GRAPHIC

Optional bottom graphic print for more branding visibility.



CUSTOM HIGHLY-VISIBLE HANGING SIGNS

Explore your creativity with the WaveLine® Blimp Hanging Sign System. We can build any shape or size to suit your event or trade show. Our seasoned engineers can build your signs to spec and offer lightweight solutions that require minimal set up time.

Let us help you make your Brand Stand out!

WAVELINE® BLIMP QUAD



MODEL	BLIMP QUAD HANGING SIGN	DIMENSIONS
BLIMP-BQ8	WaveLine® Blimp Quad - 2440 mm	8' W x Optional Height: 24/32/36/42/48"
BLIMP-BQ10	WaveLine® Blimp Quad - 3000 mm	10' W x Optional Height: 24/32/36/42/48"
BLIMP-BQ12	WaveLine® Blimp Quad - 3658 mm	12' W x Optional Height: 24/32/36/42/48"
BLIMP-BQ15	WaveLine® Blimp Quad - 4572 mm	15' W x Optional Height: 24/32/36/42/48"

Graphic Options: G: Single-Sided, GD: Double-sided or GB: Enclosed Bottom Graphic

WAVELINE® BLIMP TRIO



MODEL	BLIMP TRIO HANGING SIGN	DIMENSIONS
BLIMP-BE8	WaveLine® Blimp Trio - 2440 mm	8' W x Optional Height: 24/32/36/42/48"
BLIMP-BE10	WaveLine® Blimp Trio - 3000 mm	10' W x Optional Height: 24/32/36/42/48"
BLIMP-BE12	WaveLine® Blimp Trio - 3568 mm	12' W x Optional Height: 24/32/36/42/48"
BLIMP-BE15	WaveLine® Blimp Trio - 4572 mm	15' W x Optional Height: 24/32/36/42/48"

Graphic Options: G: Single-Sided, GD: Double-sided or GB: Enclosed Bottom Graphic

WAVELINE® BLIMP TRIO CURVE



MODEL	BLIMP TRIO CURVE HANGING SIGN	DIMENSIONS
BLIMP-BEC10	WaveLine® Blimp Trio Curve - 3000 mm	10' W x Optional Height: 24/32/36/42/48"
BLIMP-BEC12	WaveLine® Blimp Trio Curve - 3568 mm	12' W x Optional Height: 24/32/36/42/48"

Graphic Options: G: Single-Sided, GD: Double-sided or GB: Enclosed Bottom Graphic

WAVELINE® BLIMP TUBE TAPERED



MODEL	BLIMP TUBE TAPERED HANGING SIGN	DIMENSIONS
BLIMP-BTT10	WaveLine® Blimp Tube Tapered - 3000mm	10' W x Optional Height: 45/52/54"

Graphic Options: G: Single-Sided, GD: Double-sided or GB: Enclosed Bottom Graphic

WAVELINE® BLIMP TUBE



MODEL	BLIMP TUBE HANGING SIGN	DIMENSIONS
BLIMP-BT8	WaveLine® Blimp Tube - 2440 mm	8' W x Optional Height: 24/32/36/42/48"
BLIMP-BT10	WaveLine® Blimp Tube - 3000 mm	10' W x Optional Height: 24/32/36/42/48"
BLIMP-BT12	WaveLine® Blimp Tube - 3568 mm	12' W x Optional Height: 24/32/36/42/48"
BLIMP-BT15	WaveLine® Blimp Tube - 4572 mm	15' W x Optional Height: 24/32/36/42/48"

Graphic Options: G: Single-Sided, GD: Double-sided or GB: Enclosed Bottom Graphic


WAVELINE® BLIMP QUAD CURVED



MODEL	BLIMP QUAD CURVED HANGING SIGN	DIMENSIONS
BLIMP-BQC10	WaveLine® Blimp Quad Curved - 3000 mm	10' W x Optional Height: 24/32/36/42/48"
BLIMP-BQC12	WaveLine® Blimp Quad Curved - 3568 mm	12' W x Optional Height: 24/32/36/42/48"

Graphic Options: G: Single-Sided, GD: Double-sided or GB: Enclosed Bottom Graphic


WAVELINE® BLIMP TRIO TAPERED



MODEL	BLIMP TRIO TAPERED HANGING SIGN	DIMENSIONS
BLIMP-BET10	WaveLine® Blimp Trio Tapered - 3000 mm	10' W x Optional Height: 36/42/48"

Graphic Options: G: Single-Sided, GD: Double-sided or GB: Enclosed Bottom Graphic

WAVELINE® BLIMP ELLIPSE



MODEL	BLIMP ELLIPSE HANGING SIGN	DIMENSIONS
BLIMP-BO10ft	WaveLine® Blimp Ellipse - 3000 mm	10' W x Optional Height: 24/32/36/42/48"
BLIMP-BO12ft	WaveLine® Blimp Ellipse - 3568 mm	12' W x Optional Height: 24/32/36/42/48"

Graphic Options: G: Single-Sided, GD: Double-sided or GB: Enclosed Bottom Graphic

Turn Around Time: This product requires approx. 7-10 business days to produce, plus shipping. Check with your representative for availability.