



WAVELINE.

WAVELINE®

BLIMP

HANGING SIGNS

// PATENT PENDING



WAVELINE.

WAVELINE® BLIMP

HANGING SIGNS

The WaveLine® Blimp hanging banner frame system is made from a lightweight extruded aluminum frame wrapped in a vibrant dye-sublimation graphic print and comes in a variety of shapes and sizes to compliment your overall booth design and attract attention from across the exhibition hall. When paired with quick release cables, the WaveLine® Blimp becomes a billboard visible in any direction. Available in open or closed face design and 9 unique shapes. Custom shapes available upon request. Hang and suspend overhead from ceilings or truss systems.



BE BOLD WITH THE WAVELINE® BLIMP HANGING SIGNS

and create a standard or custom solution to make your Brand Stand out!




QUICK RELEASE BUTTONS

Quick release buttons provide installation and de-installation with breaking a sweat.



LIGHTWEIGHT DURABLE FRAME

Strong and lightweight 32MM cold-drawn aluminum.



ZIPPER GRAPHIC PRINT

Our zipper graphic print helps provides a secure aligned display every time.



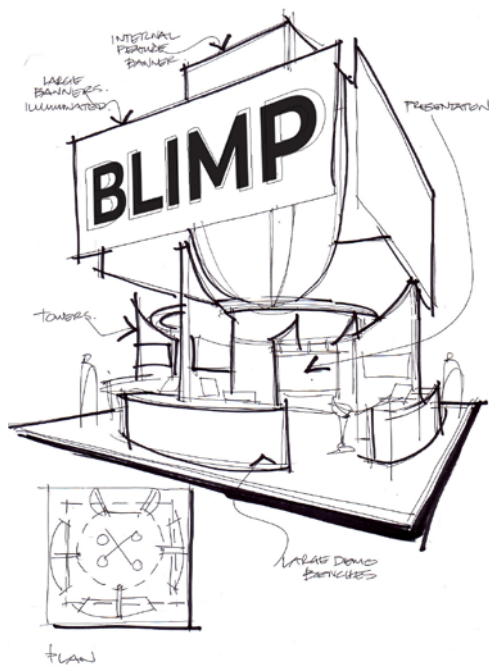
All WaveLine® Blimp Hanging Sign include:

Cold drawn anodized aluminium Frame with Poly Stretch Fabric Print.
Packaged in a Nylon Carry Case.



ADD-ON BOTTOM GRAPHIC

Optional bottom graphic print for more branding visibility.



CUSTOM HIGHLY-VISIBLE HANGING SIGNS

Explore your creativity with the WaveLine® Blimp Hanging Sign System. We can build any shape or size to suit your event or trade show. Our seasoned engineers can build your signs to spec and offer lightweight solutions that require minimal set up time.

Let us help you make your Brand Stand out!

WAVELINE® BLIMP QUAD



MODEL	BLIMP QUAD HANGING SIGN	DIMENSIONS
BLIMP-BQ8	WaveLine® Blimp Quad - 2440 mm	8' W x Optional Height: 24/32/36/42/48"
BLIMP-BQ10	WaveLine® Blimp Quad - 3000 mm	10' W x Optional Height: 24/32/36/42/48"
BLIMP-BQ12	WaveLine® Blimp Quad - 3658 mm	12' W x Optional Height: 24/32/36/42/48"
BLIMP-BQ15	WaveLine® Blimp Quad - 4572 mm	15' W x Optional Height: 24/32/36/42/48"

Graphic Options: G: Single-Sided, GD: Double-sided or GB: Enclosed Bottom Graphic

WAVELINE® BLIMP TRIO



MODEL	BLIMP TRIO HANGING SIGN	DIMENSIONS
BLIMP-BE8	WaveLine® Blimp Trio - 2440 mm	8' W x Optional Height: 24/32/36/42/48"
BLIMP-BE10	WaveLine® Blimp Trio - 3000 mm	10' W x Optional Height: 24/32/36/42/48"
BLIMP-BE12	WaveLine® Blimp Trio - 3568 mm	12' W x Optional Height: 24/32/36/42/48"
BLIMP-BE15	WaveLine® Blimp Trio - 4572 mm	15' W x Optional Height: 24/32/36/42/48"

Graphic Options: G: Single-Sided, GD: Double-sided or GB: Enclosed Bottom Graphic

WAVELINE® BLIMP TRIO CURVE



MODEL	BLIMP TRIO CURVE HANGING SIGN	DIMENSIONS
BLIMP-BEC10	WaveLine® Blimp Trio Curve - 3000 mm	10' W x Optional Height: 24/32/36/42/48"
BLIMP-BEC12	WaveLine® Blimp Trio Curve - 3568 mm	12' W x Optional Height: 24/32/36/42/48"

Graphic Options: G: Single-Sided, GD: Double-sided or GB: Enclosed Bottom Graphic

WAVELINE® BLIMP TUBE TAPERED



MODEL	BLIMP TUBE TAPERED HANGING SIGN	DIMENSIONS
BLIMP-BTT10	WaveLine® Blimp Tube Tapered - 3000mm	10' W x Optional Height: 45/52/54"

Graphic Options: G: Single-Sided, GD: Double-sided or GB: Enclosed Bottom Graphic

WAVELINE® BLIMP TUBE



MODEL	BLIMP TUBE HANGING SIGN	DIMENSIONS
BLIMP-BT8	WaveLine® Blimp Tube - 2440 mm	8' W x Optional Height: 24/32/36/42/48"
BLIMP-BT10	WaveLine® Blimp Tube - 3000 mm	10' W x Optional Height: 24/32/36/42/48"
BLIMP-BT12	WaveLine® Blimp Tube - 3568 mm	12' W x Optional Height: 24/32/36/42/48"
BLIMP-BT15	WaveLine® Blimp Tube - 4572 mm	15' W x Optional Height: 24/32/36/42/48"

Graphic Options: G: Single-Sided, GD: Double-sided or GB: Enclosed Bottom Graphic


WAVELINE® BLIMP QUAD CURVED



MODEL	BLIMP QUAD CURVED HANGING SIGN	DIMENSIONS
BLIMP-BQC10	WaveLine® Blimp Quad Curved - 3000 mm	10' W x Optional Height: 24/32/36/42/48"
BLIMP-BQC12	WaveLine® Blimp Quad Curved - 3568 mm	12' W x Optional Height: 24/32/36/42/48"

Graphic Options: G: Single-Sided, GD: Double-sided or GB: Enclosed Bottom Graphic


WAVELINE® BLIMP TRIO TAPERED



MODEL	BLIMP TRIO TAPERED HANGING SIGN	DIMENSIONS
BLIMP-BET10	WaveLine® Blimp Trio Tapered - 3000 mm	10' W x Optional Height: 36/42/48"

Graphic Options: G: Single-Sided, GD: Double-sided or GB: Enclosed Bottom Graphic

WAVELINE® BLIMP ELLIPSE



MODEL	BLIMP ELLIPSE HANGING SIGN	DIMENSIONS
BLIMP-BO10ft	WaveLine® Blimp Ellipse - 3000 mm	10' W x Optional Height: 24/32/36/42/48"
BLIMP-BO12ft	WaveLine® Blimp Ellipse - 3568 mm	12' W x Optional Height: 24/32/36/42/48"

Graphic Options: G: Single-Sided, GD: Double-sided or GB: Enclosed Bottom Graphic

Turn Around Time: This product requires approx. 7-10 business days to produce, plus shipping. Check with your representative for availability.



WAVELINE.

WAVELINE® BLIMP TOWERS

WITH 360° ROTATING HEADER

// PATENT PENDING



WAVELINE®

WAVELINE® BLIMP TOWERS

WITH 360° ROTATING HEADER

Get your brand seen with the WaveLine® Blimp™ Squared or Triangular Tower. Built on a banner frame system made from a lightweight extruded aluminum frames wrapped in a vibrant dye-sublimation graphic print, this display is designed to attract attention from across the exhibition hall. The header rotates 360° and with an add-on monitor mount you can display video, websites or software applications. When paired with our other tension fabric displays and digital kiosks, this unique system creates a dynamic centerpiece for a 20x20 exhibit that can be customized to your event and brand.



COLLECTIONS



MODEL	WAVELINE® XL BLIMP	BASE SIZE
BLIMP-KG-TWS1042	13' Blimp Square Tower with Rotating 3000 x 1067 mm Blimp	TOWER: 1448 x 3822 mm HEADER: 3000 x 1067 mm
BLIMP-KG-TWS1048	13' Blimp Square Tower with Rotating 3000 x 1220 mm Blimp	TOWER: 1448 x 3822 mm HEADER: 3000 x 1220 mm
BLIMP-KG-TWT1042	13' Blimp Triangle Tower with Rotating 3000 x 1067 mm Blimp	TOWER: 1448 x 3822 mm HEADER: 3000 x 1067 mm
BLIMP-KG-TWT1048	13' Blimp Triangle Tower with Rotating 3000 x 1220 mm Blimp	TOWER: 1448 x 3822 mm HEADER: 3000 x 1220 mm

Turn Around Time: This is a custom product and requires approx. 7-10 days to produce, plus shipping. Check with your representative for availability.

KEY FEATURES & ADD-ONS

QUICK-CONNECT ASSEMBLY
Easily assemble quick-connect lightweight frames –without tools.

ZIP-ON GRAPHICS
Vibrant pillowcase graphics wrap around the frames and zip on for quick set up and easy access to storage.

ADD-ON TRAVEL CASE
Pack in our CA700 hard cases that convert to graphic display counters.

ADD-ON MONITOR MOUNT
Add a monitor onto any side of the display to create customer interaction and engagement with a video, website or software application.

360° ROTATING HEADER
The Blimp Header spins 360° with a rotating motor to attract attention from every angle of the event.